



### District Report Card: 2017


<b>State:</b> West Bengal	<b>District:</b> Maldah
<b>Class:</b> 8	<b>Subject:</b> Science
<b>Schools:</b> 51	<b>Students:</b> 1112


### Participation/Coverage


#### Students

<div>GENDER</div> <div></div>	Boys				Girls			
	Number		%		Number		%	
	465		41.82		647		58.18	

<div>AREA</div> <div></div>	Rural				Urban			
	Number		%		Number		%	
	1069		96.13		43		3.87	

<div>CATEGORY</div> <div></div>	SC		ST		OBC		GEN	
	Number	%	Number	%	Number	%	Number	%
	285	25.63	65	5.85	232	20.86	530	47.66

<div>CWSN</div> <div></div>	LD	VI	HI	S&LD	ID	Oth
	2	3	2	1	0	33

<div>Management</div> <div></div>	Government			Government-aided		
	Number		%	Number		%
	204		18.35	908		81.65

### Average Performance of Students in Science (%)

Overall	Gender		Area		Management		Social Group			
	Male	Female	Rural	Urban	Govt.	Aided	SC	ST	OBC	GEN
39.35	39.68	39.10	38.83	52.25	31.90	41.02	35.63	35.79	43.02	40.18

## Performance on Learning Outcomes (LOs)

Learning Outcomes	Description	Average Performance(%)
SCI703	Classifies materials and organisms based on properties/characteristics	38.55
SCI704	Conducts simple investigation to seek answers to queries	22.55
SCI705	Relates processes and phenomenon with causes	37.70
SCI708	Measures and calculates e.g., temperature; pulse rate; speed of moving objects; time period of a simple pendulum, etc.	50.54
SCI710	Plots and interprets graphs	35.47
SCI711	Constructs models using materials from surroundings and explains their working	37.79
SCI801	Differentiates materials, organism and processes	48.39
SCI804	Relates processes and phenomenon with causes	45.45
SCI805	Explains processes and phenomenon	31.93
SCI807	Measures angles of incidence and reflection, etc.	40.47
SCI811	Applies learning of scientific concepts in day-to-day life	37.69
SCI813	Makes efforts to protect environment	52.52

Range of Performance of Students who Answered Correctly							
Below 30%		30% - 50%		50% - 75%		Above 75%	
Number	%	Number	%	Number	%	Number	%
427	38.40	316	28.42	260	23.38	109	9.80

### Lowest Performing Learning Outcomes (LOs)

- 1 - Conducts simple investigation to seek answers to queries (22.55)
- 2 - Explains processes and phenomenon (31.93)
- 3 - Plots and interprets graphs (35.47)
- 4 - Applies learning of scientific concepts in day-to-day life (37.69)
- 5 - Relates processes and phenomenon with causes (37.70)